




DESIGN FILE

Commercial Hydrangea Bouquets



HYDRANGEA
WORLD.COM

Hydrangea, the superstar in your bouquets

The hydrangea is a flower that allows you to break from normality, thanks to its impressive form and volume. For professional florists, it offers great bang-for-buck with opportunities to create something special using just a few stems. Since cut hydrangea is available in both fresh and classic varieties, it can bring success to florists throughout the seasons.

Fresh & Classic

Hydrangeas are grouped into Fresh and Classic types. 'Fresh' refers to hydrangeas that are cut with their original colour such as white, green, pink, blue and purple. During flowering, hydrangeas change colour and their original shade blends with various hues of green. If left to grow, once they have completed their colour change, they usually end up an autumnal red. When a hydrangea is cut after its colour change, we call it a 'Classic' variety. Cutting the stem will stop the colour changing process, so a grower decides on a hydrangea's colour the moment they cut it.

Planning

Cut flower hydrangeas are available year-round, offering the best range during the months of May to November.

March to October are the best months for 'Fresh' hydrangeas. 'Classic' hydrangeas are available from June to the end of February.

How to use this design file

The hydrangea is a true superstar, needing little embellishment to shine.

This design file showcases a range of ideas for commercial floristry with hydrangeas.

We share inspirational ways to create different shapes with your designs using just one, three or five hydrangeas. You'll see the wide spectrum of colours available, and we offer suggestions for complimentary flowers and foliage to combine together with hydrangea. Our digital bouquet examples provide the perfect base for creating your own commercial designs that will delight your customers. Of course, there's always room for your creativity.



I = Bouquet shape

II = Hydrangea

III = Additional products

IV = Bouquet suggestion & specification

NATURAL BEAUTY



Thanks to its variegated colour and shape, the hydrangea sings natural beauty.

Combine hydrangeas in white, green, blue, soft pink, lilac or red together with grasses, delicate flowers, or branches. This is the perfect mix to get the most bang-for-buck out of the voluminous hydrangea.



- | Soft tones
- | Country feeling
- | Natural materials

NATURAL BEAUTY







HYDRANGEA

NATURAL BEAUTY

FRESH



CLASSIC





Bearn grass



Chasmantha




Asparagus



Panicum



Astilbe



Thlaspi



Setaria




Sanguisorba



Coral Fern



Eucalyptus



Olea



Rose Hips



Rosa



Betula



Salix



Alchemilla



Saponaria



Astrantia



Crocosmia



Ajania



Tweedia



Achillea




Tuberose



Anigozanthos

BOUQUET SUGGESTION 1

I




II



III



Panicum



Astilbe

NATURAL BEAUTY

$$\text{I} + \text{II} + \text{III} = \text{IV}$$

IV



Digital bouquet example

SPECIFICATION

- 1 x Hydrangea pink
- 3 x Astilbe
- 5 x Panicum

BOUQUET SUGGESTION 2

I




II



III



Salix



Salix

NATURAL BEAUTY

$$\text{I} + \text{II} + \text{III} = \text{IV}$$

IV




Digital bouquet example

SPECIFICATION

- 3 x Hydrangea white
- 3 x Salix
- 5 x Salix

BOUQUET SUGGESTION 3

I



II



III



Astilbe



Rose hips

NATURAL BEAUTY

$$\text{I} + \text{II} + \text{III} = \text{IV}$$

IV



Digital bouquet example


SPECIFICATION

- 2 x Hydrangea Classic pink/green
- 3 x Hydrangea Classic red/green
- 7 x Astilbe
- 3 x Rose hips

COLLECTION OVERVIEW

NATURAL BEAUTY


1



2



3



Digital bouquet examples



Need more inspiration?
Check out our socials!





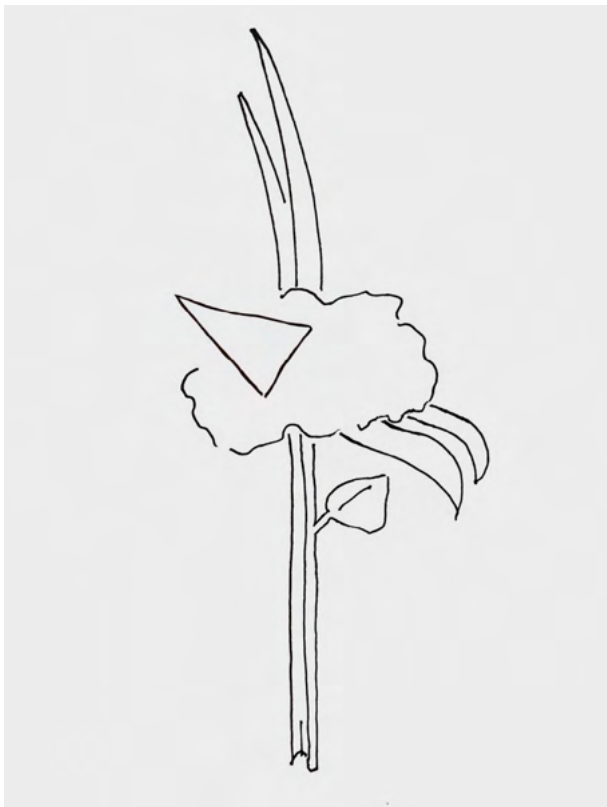
EXOTIC SHAPES

Combine exotics with hydrangea to form a surprising but delightful combination. The bright colours and striking shapes of tropical flowers and foliage contrast to create an oasis that is colourful yet calm. Exotic designs create big impact which equals big commercial success. Remember to leave plenty of breathing space around the flower heads, creating a look that will elevate any style from the humdrum.



- | Bright tones
- | Contrasting shapes
- | Exotic materials

EXOTIC SHAPES





EXOTIC SHAPES

FRESH

CLASSIC





EXOTIC SHAPES



Monstera



Phoenix




Draceana



Chamerops



Aspidistra



Pandanus



Lucky Bamboe



Strelitzia



Coral Fern



Olea



Aralia



Salal



Anthurium



Cymbidium



Vanda



Phalaenopsis



Protea Nutans



Strelitzia



Gloriosa



Crocosmia



Anigozanthos



Craspedia



Clematis



Heliconia

BOUQUET SUGGESTION 1


EXOTIC SHAPES

SPECIFICATION

- 1 x Hydrangea pink
- 2 x Pandanus
- 1 x Cymbidium
- 1 x Dracaena

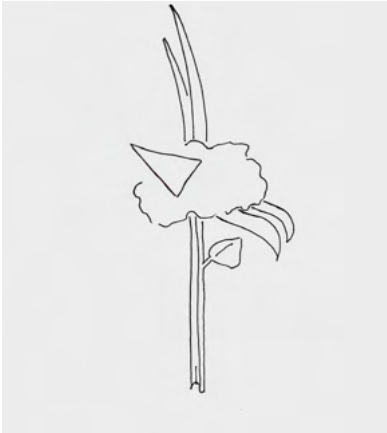
$$\text{I} + \text{II} + \text{III} = \text{IV}$$

IV



Digital bouquet example

I



II




III



Pandanus



Dracaena



Cymbidium

BOUQUET SUGGESTION 2


EXOTIC SHAPES

SPECIFICATION

- 3 x Hydrangea purple
- 5 x Salal
- 2 x Strelitzia
- 1 x Strelitzia leaf

$$\text{I} + \text{II} + \text{III} = \text{IV}$$

I




II




III



Salal



Strelitzia leaf



Strelitzia

IV



Digital bouquet example

BOUQUET SUGGESTION 3

EXOTIC SHAPES

SPECIFICATION

- 3 x Hydrangea green
- 2 x Hydrangea pink
- 5 x Salal
- 1 x Vanda
- 4 x Clematis


$$\text{I} + \text{II} + \text{III} = \text{IV}$$

IV



Digital bouquet example

I



II



III



Vanda



Clematis




Salal


COLLECTION OVERVIEW

EXOTIC SHAPES


1



2



3



Digital bouquet examples



Need more inspiration?
Check out our socials!






LUXURIOUS COLLAR

As the hydrangea is the “grande dame” among flowers, this special lady will be very pleased with a striking collar that perfectly frames her soft round shape. To create a collar you can use foliage, delicate flowers, or grasses. This amplifies the luxurious look that suits hydrangeas so well.



- | Compact
- | Luxurious
- | Impact

LUXURIOUS COLLAR





LUXURIOUS COLLAR

FRESH



CLASSIC





ADDITIONAL PRODUCTS

LUXURIOUS COLLAR



Eucalyptus



Coral Fern



Asparagus



Aralia



Senecio



Aspedistra



Phoenix



Alchemilla



Salal



Thlaspi



Bearn grass



Miscantus



Panicum



Setaria



Gypsophylla



Astilbe



Euphorbia



Celosia



Anthurium



Clematis



Statice



Alstroemeria



Aster



Astrantia

BOUQUET SUGGESTION 1

I



II



III



Astilbe

LUXURIOUS COLLAR

I + II + III = IV

IV




SPECIFICATION

- 1 x Hydrangea pink
- 20 x Astilbe

BOUQUET SUGGESTION 2

I



II



III



Alchemilla



Miscanthus



Aralia

LUXURIOUS COLLAR

$$\text{I} + \text{II} + \text{III} = \text{IV}$$

IV




Digital bouquet example

SPECIFICATION

- 3 x Hydrangea white
- 10 x Alchemilla
- 11 x Miscanthus
- 5 x Aralia

BOUQUET SUGGESTION 3

I



II



III



Aster

Senecio

LUXURIOUS COLLAR

$$\text{I} + \text{II} + \text{III} = \text{IV}$$

IV



Digital bouquet example



SPECIFICATION

- 2 x Hydrangea Classic green
- 3 x Hydrangea blue
- 10 x Aster
- 7 x Senecio


COLLECTION OVERVIEW

LUXURIOUS COLLAR


1



2



3



Digital bouquet examples



Need more inspiration?
Check out our socials!





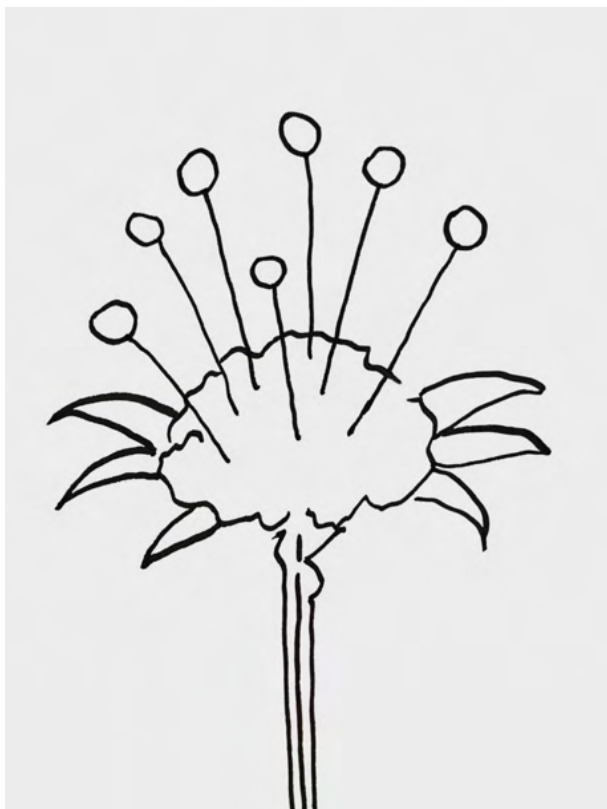
ROUND & ROUND WE GO

The hottest interior trends are awash with rounded, organic shapes. Those big, bulbous hydrangea heads are the perfect fit. Create organic-shaped bouquets by combining hydrangea with other spherical flowers.



- | Round shapes
- | Playful
- | Organic

ROUND & ROUND WE GO





ROUND & ROUND WE GO

FRESH



CLASSIC





ADDITIONAL PRODUCTS

ROUND & ROUND WE GO



Allium



Dahlia



Craspedia



Echinops



Dianthus
greentrick



Chrysanthemum



Scabiosa



Gomphrena



Agapanthus



Ranunculus



Ageratum



Viburnum



Papaver



Hypericum




Brunia



Symphoricarpos

BOUQUET SUGGESTION 1

I



II



III



Craspedia



Dracaena

ROUND & ROUND WE GO

$$\text{I} + \text{II} + \text{III} = \text{IV}$$

IV




Digital bouquet example

SPECIFICATION

- 1 x Hydrangea green
- 9 x Craspedia
- 2 x Dracaena

BOUQUET SUGGESTION 2

I




II




III



Allium



Papaver



Anthurium

ROUND & ROUND WE GO

$$\text{I} + \text{II} + \text{III} = \text{IV}$$

IV




Digital bouquet example

SPECIFICATION

- 3 x Hydrangea pink
- 7 x Allium
- 2 x Anthurium
- 5 x Papaver

BOUQUET SUGGESTION 3

I




II



III



Allium



Brunia



Dianthus
green trick



Symphoricarpos

ROUND & ROUND WE GO

$$\text{I} + \text{II} + \text{III} = \text{IV}$$

IV



Digital bouquet example

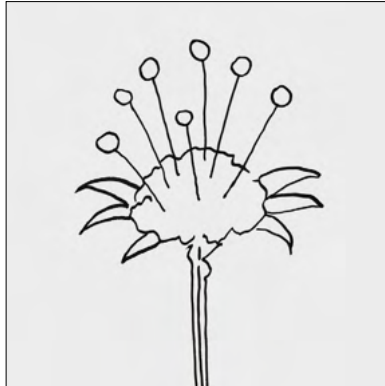
SPECIFICATION

- 2 x Hydrangea blue
- 3 x Hydrangea pink
- 5 x Allium
- 3 x Brunia
- 7 x Dianthus green trick
- 3 x Symphoricarpos

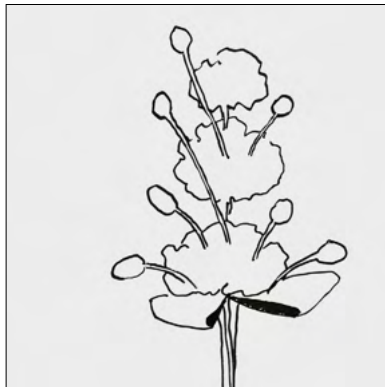
COLLECTION OVERVIEW

ROUND & ROUND WE GO


1



2



3



Digital bouquet examples



Need more inspiration?
Check out our socials!

